

T3NI/T4YI/TAWI/T3SI/T3HI/T4MI/T4LI

Indication type only, Various sizes

■ Features

- Various size
: W48×H24, W72×H36, W48×H48, W48×H96,
W72×H72, W96×H96mm
- No output function, Indication only
- High accuracy measuring function
: F • S±0.3% or ±0.5%



⚠ Please read "Caution for your safety" in operation manual before using.

■ Ordering information

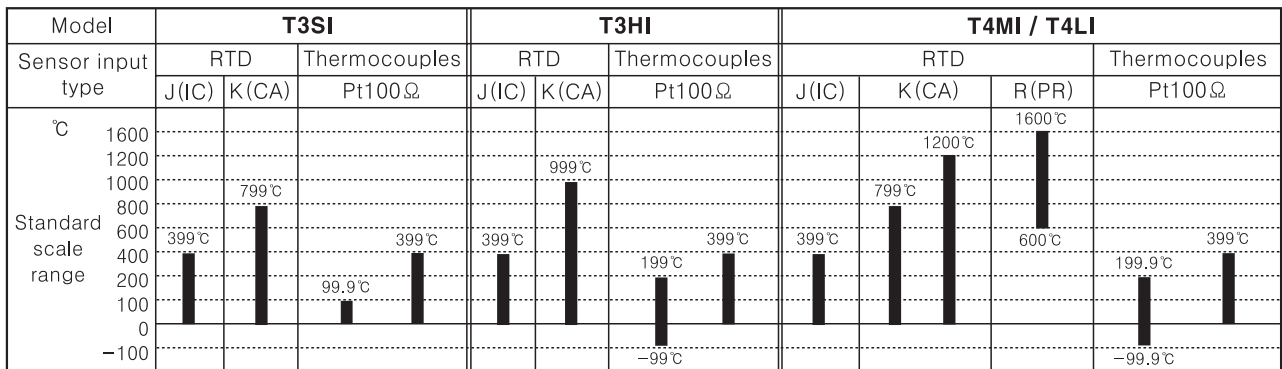
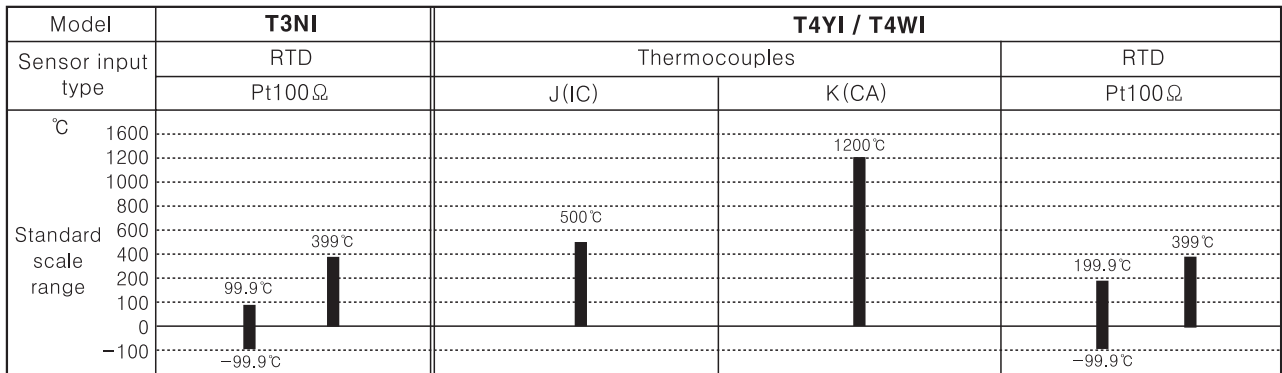
T 3 S I - N 4 N P 4 C

Item	Digit	Size	Indicator	Control mode	Power supply	Output mode	Sensor input type	Temperature range	Unit	C	°C
									0	-99~199, -99.9~199.9, -99.9~99.9	
									1	0~99.9	
									2	0~199	
									4	0~399	
									5	0~500	
									8	0~799	
									A	0~999	
									C	0~1200	
									F	600~1600	
									P	Pt100Ω	
									J	J(IC)	
									K	K(CA)	
									R	R(PR)	
Item	Digit	Size	Indicator	Control mode	Power supply	Output mode	Sensor input type	Temperature range	Temperature range	N	No output
										X	12~24VDC
										3	110/220VAC 50/60Hz
										4	100~240VAC 50/60Hz
										N	No control function
										I	Indicator type
										N	DIN W48×H24mm
										Y	DIN W72×H36mm
										W	DIN W96×H48mm
										S	DIN W48×H48mm
										H	DIN W48×H96mm
										M	DIN W72×H72mm
										L	DIN W96×H96mm
										3	3 Digit
4	4 Digit										
T	Temperature										

※ Please check the range of temperature when selecting model. (Refer to C-38)

Indicator Type

Temperature range for each sensor



*In case, the sensor is R(PR) type, it is not available to indicate the temperature and control correctly.

Specifications

Model	T3NI	T4YI	T4WI	T3SI	T3HI	T4MI	T4LI
Power supply	12-24VDC	100-240VAC 50/60Hz	110/220VAC 50/60Hz	100-240VAC 50/60Hz	110/220VAC 50/60Hz		
Allowable voltage range	90 ~ 110% of rated voltage						
Power consumption	2W	3VA					
Display method	7 Segment LED Display						
Character size	W5×H8mm	W9.8×H14.2mm		W4×H8mm	W6×H10mm	W7.2×H9.8mm	W9.5×H14.2mm
Display accuracy	F·S ± 0.3% rdg ± 1digit	F·S ± 0.5% rdg ± 1digit					
Sensor input	Pt100Ω	Thermocouples (T.C): K(CA), J(IC), R(PR) / RTD : Pt100Ω					
Input line resistance	Max. 5Ω per a wire	Thermocouples : Max. 100Ω / RTD : Max. 5Ω per a wire					
Insulation resistance	Min. 100MΩ (at 500VDC)						
Dielectric strength	2000VAC 50/60Hz for 1 minute						
Noise strength	±500V	±1kV the square wave noise (pulse width: 1μs) by the noise simulator					
Vibration	Mechanical	0.75mm amplitude at frequency of 10 ~ 55Hz in each of X, Y, Z directions for 1 hour					
	Malfunction	0.5mm amplitude at frequency of 10 ~ 55Hz in each of X, Y, Z directions for 10 minutes					
Shock	Mechanical	300m/s ² (Approx. 30G) 3 times at X, Y, Z direction					
	Malfunction	100m/s ² (Approx. 10G) 3 times at X, Y, Z direction					
Ambient temperature	-10 ~ +50°C (at non-freezing status)						
Storage temperature	-20 ~ +60°C (at non-freezing status) □						
Ambient humidity	35 ~ 85%RH						
Unit weight	Approx. 34g	Approx. 170g	Approx. 322g	Approx. 107g	Approx. 368g	Approx. 356g	Approx. 433g

*F.S is same with sensor measuring temperature range.

Ex) In case of using temperature is from -99.9 ~ 199.9°C, Full scale is 299.8.

(A) Counter

(B) Timer

(C) Temp. controller

(D) Power controller

(E) Panel meter

(F) Tacho/Speed/Pulse meter

(G) Display unit

(H) Sensor controller

(I) Switching power supply

(J) Proximity sensor

(K) Photo electric sensor

(L) Pressure sensor

(M) Rotary encoder

(N) Stepping motor & Driver & Controller

(O) Graphic panel

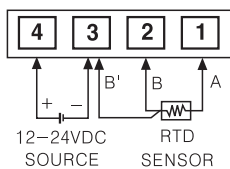
(P) Production stoppage models & replacement

T3NI/T4YI/TAWI/T3SI/T3HI/T4MI/T4LI

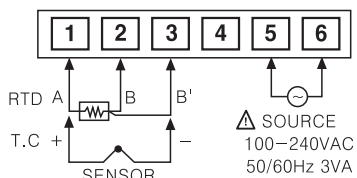
Connections

※RTD(Resistance Temperature Detector) : Pt 100Ω(3-wire type) ※Thermocouple : K, J, R

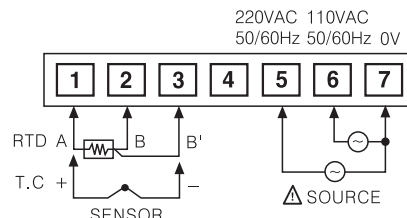
●T3NI



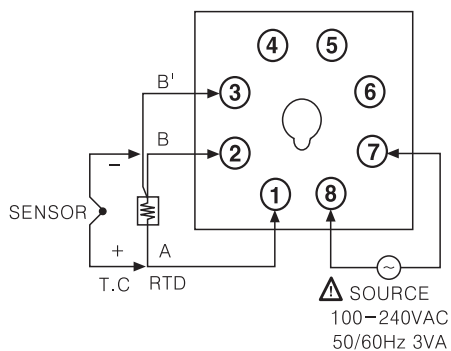
●T4YI



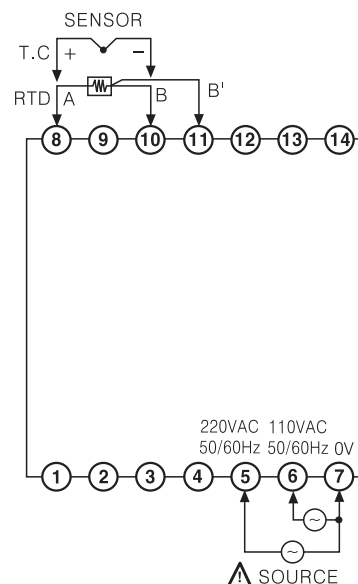
●T4WI



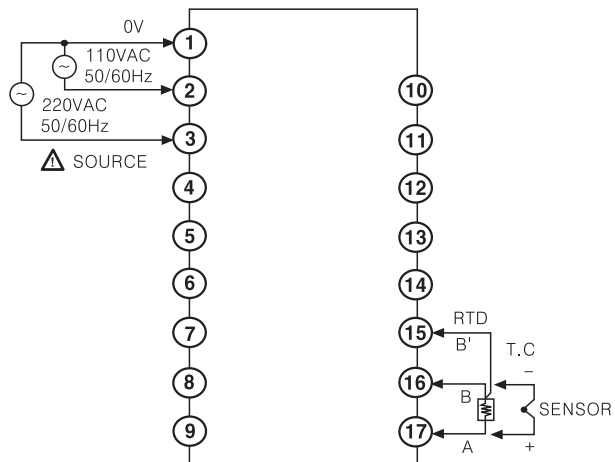
●T3SI



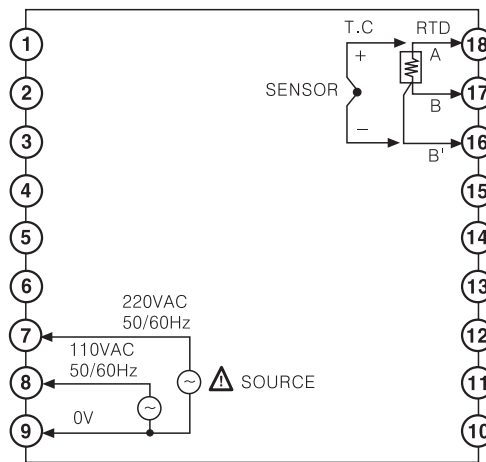
●T4MI



●T3HI



●T4LI



Indicator Type

■ Dimensions

(A) Counter

(B) Timer

(C) Temp. controller

(D) Power controller

(E) Panel meter

(F) Tacho/Speed/Pulse meter

(G) Display unit

(H) Sensor controller

(I) Switching power supply

(J) Proximity sensor

(K) Photo electric sensor

(L) Pressure sensor

(M) Rotary encoder

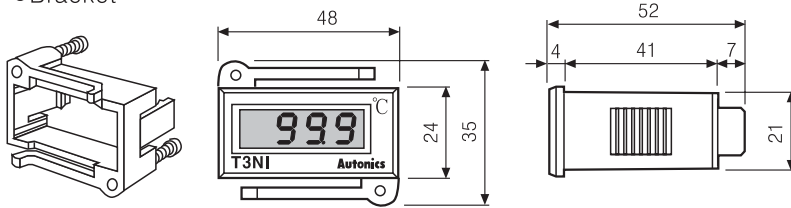
(N) Stepping motor & Driver & Controller

(O) Graphic panel

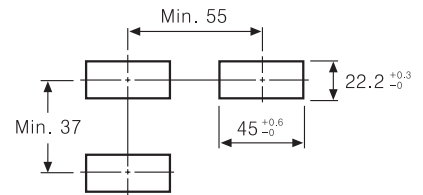
(P) Production stoppage models & replacement

○ T3NI

● Bracket

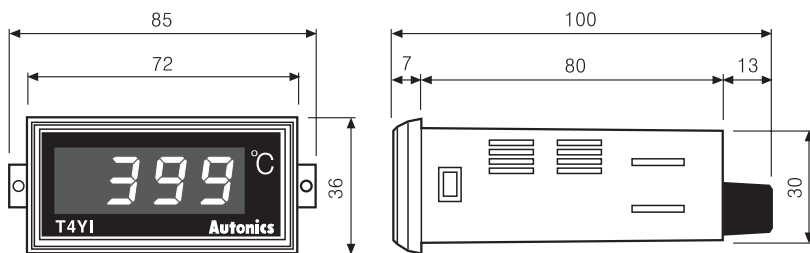


● Panel cut-out

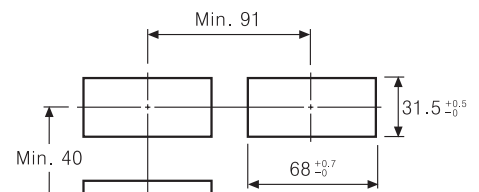


(Unit:mm)

○ T4YI

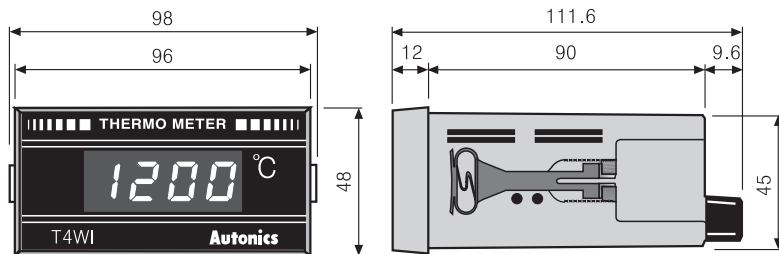


● Panel cut-out

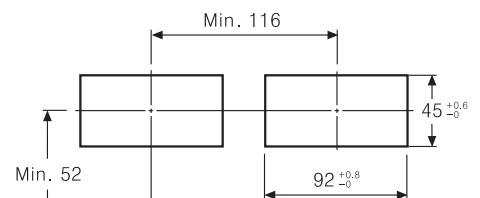


(Unit:mm)

○ T4WI



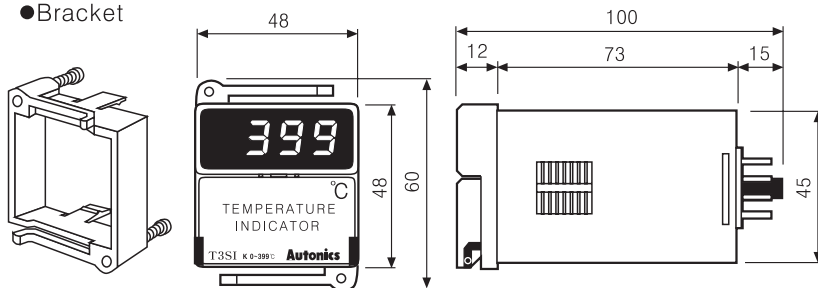
● Panel cut-out



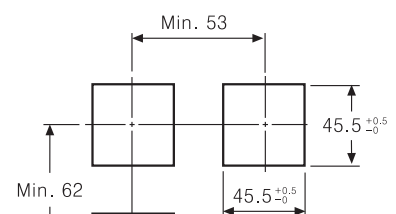
(Unit:mm)

○ T3SI

● Bracket



● Panel cut-out

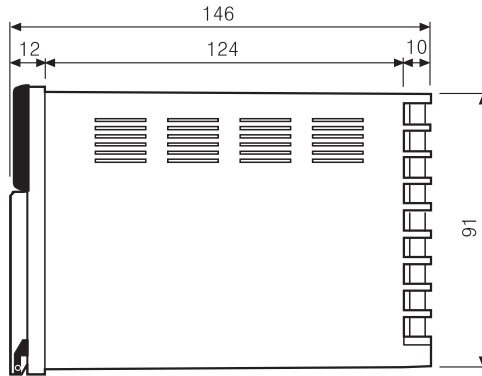
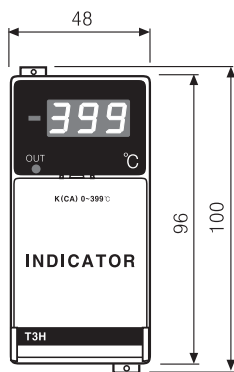


(Unit:mm)

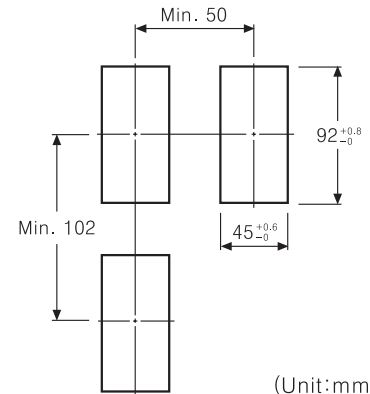
T3NI/T4YI/TAWI/T3SI/T3HI/T4MI/T4LI

■ Dimensions

● T3HI

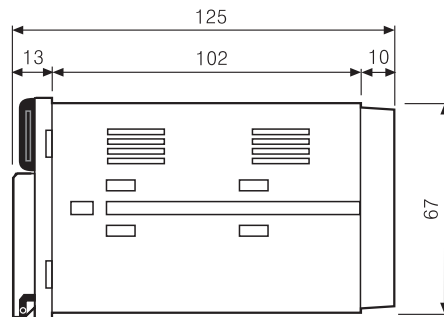
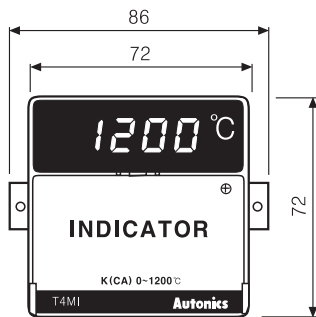


● Panel cut-out

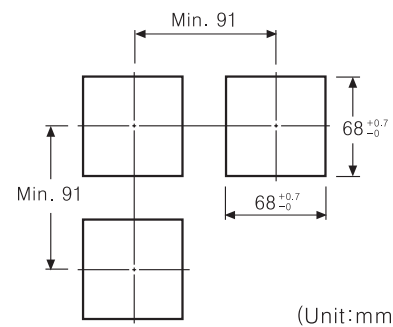


(Unit:mm)

● T4MI

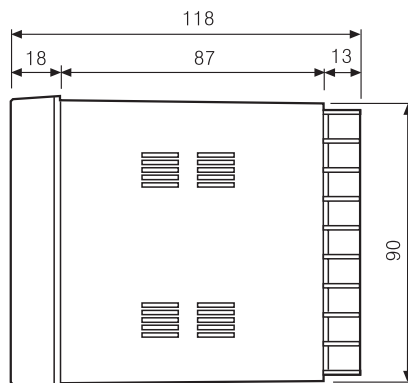
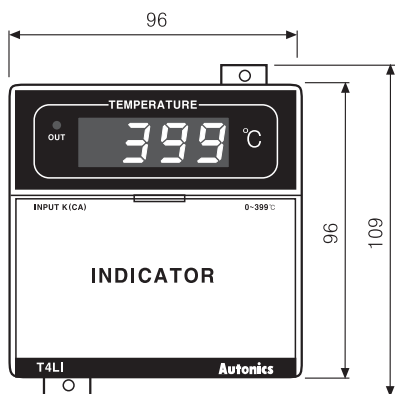


● Panel cut-out

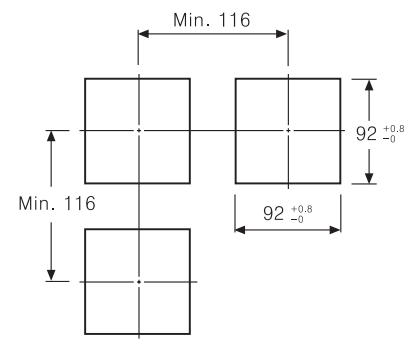


(Unit:mm)

● T4LI



● Panel cut-out



(Unit:mm)

■ Proper usage

○ T3NI

- T3NI is used exclusively for measuring the internal and actual temperature of panel.
- Since the RTD type of T3NI is not produced, please check items before selecting the product.
- The power supply of T3NI is 12-24VDC and AC power is not produced.
- RTD requires to use Pt100Ω 3 wires type and same length and thickness of lead wire.

○ The other items

- Please check a model name when choose the item since the thermocouple is marked the same sign with Pt100Ω. Ex) T4WI-N3NPO
- RTD requires to use Pt100Ω 3 wire type, and same length and thickness of lead wire.
- The extension wire of thermocouple must be used with the rated compensating wire or thermocouple strand.